


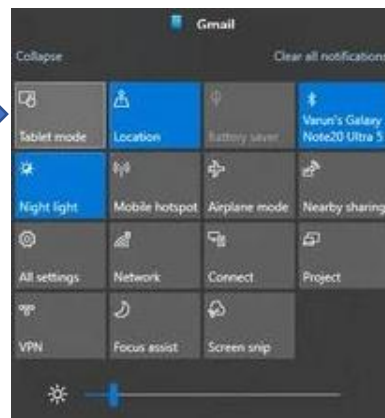
Halifax County Government Information Technology Services

Windows 10 Tablet Mode


To disable Tablet mode from your laptop, do the following:

- 1) Click on the “Action Center”  (found on the bottom right next to the date/ time)

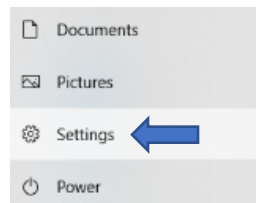
- 2) Click the “Tablet Mode” to disable



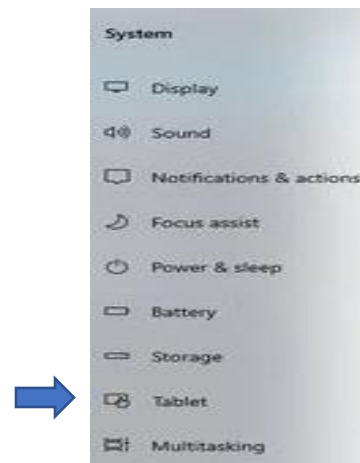
You may also disable “Tablet Mode” by doing the following:

- 1) Click “Start” 

- 2) Click “Settings”



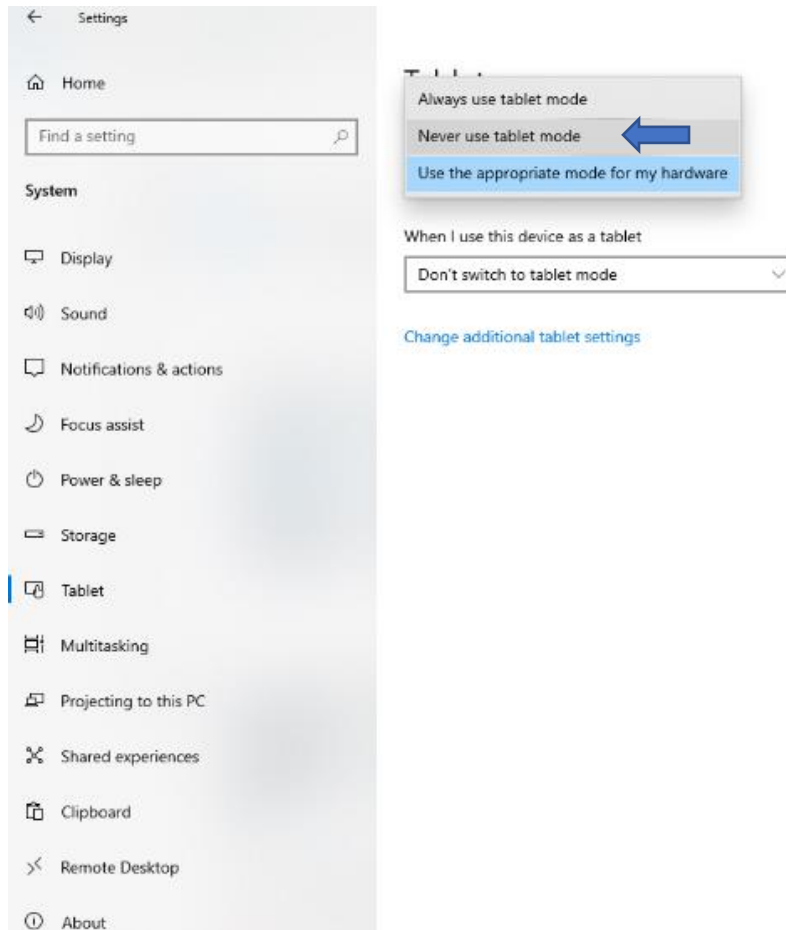
- 3) Select “Tablet”



Halifax County Government Information Technology Services

Windows 10 Tablet Mode

4) Beneath “When I sign in”, select “Never Use Tablet Mode”



Halifax County Government Information Technology Services

Windows 10 Tablet Mode

5) Beneath “When I use this device as a tablet”, select “Don’t Switch To Tablet Mode”.

